



DS2502/5/6-UNW UniqueWare™ Add-Only Memory

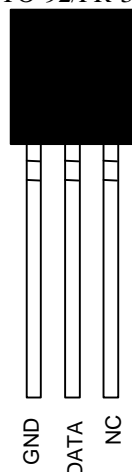
www.dalsemi.com

SPECIAL FEATURES

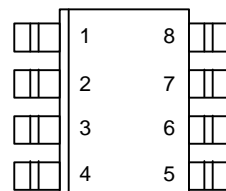
- 1024 bits, 16 kbits or 64 kbits Electrically Programmable Read Only Memory (EPROM) communicates with the economy of one signal plus ground
- Unique, factory-lasered and tested 64-bit registration number (8-bit family code, 36-bit serialization, 12-bit UniqueWare identifier 5E7H, 8-bit CRC-tester) assures absolute traceability because no two parts are alike.
- Built-in multidrop controller ensures compatibility with other MicroLAN products
- EPROM partitioned into 256-bit pages for randomly accessing packetized data records
- Each memory page can be permanently write-protected to prevent tampering
- Device is an “add only” memory where additional data can be programmed into EPROM without disturbing existing data
- Reduces control, address, data, power and programming signals to a single pin
- Directly connects to a single port pin of a microprocessor and communicates at up to 16.3k bits per second
- Presence detector acknowledges when reader first applies voltage
- Low cost TO-92/PR-35 or 8-pin SOIC and TSOC surface mount packages
- Reads over a wide voltage range of 2.8V to 6.0V from -40°C to +85°C

PIN ASSIGNMENT

TO-92/PR-35

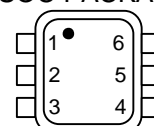


BOTTOM VIEW
See Mech.
Drawings Section



8-Pin SOIC
See Mech.
Drawings Section

TSOC PACKAGE



TOP VIEW
3.7 X 4.0 X 1.5 mm
See Mech.
Drawings Section

PIN ASSIGNMENT

	TO-92/PR-35	TSOC	SOIC
Pin 1	Ground	Ground	NC
Pin 2	Data	Data	NC
Pin 3	NC	NC	Data
Pin 4	----	NC	Ground
Pins 5 to 8	----	NC	NC

SILICON LABEL DESCRIPTION

UniqueWare Add-Only Memories are factory programmed versions of the DS2502 (1024 bit), the DS2505 (16-kbit) and the DS2506 (64k bit) Add-Only Memories, respectively. They differ from the regular devices in their custom ROM family codes (see Ordering Information) and the UniqueWare Identifier 5E7 in place of the upper 12 bits of the standard serialization field. For technical details on the devices please refer to the DS2502, DS2505 and DS2506 data sheets.

UniqueWare Add-Only Memories are only available preprogrammed with customer-specific and write-protected data. UniqueWare data fills at least one but no more than the first four pages of a device,

depending on the length of the customer-supplied data. This leaves up to three (DS2502-UNW), 63 (DS2505-UNW) or 255 (DS2506-UNW) memory pages available for programming in the application.

For more details on UniqueWare and how to set up data files, please refer to the UniqueWare Project Setup Manual, available as Application Note 99 from Dallas Semiconductor. The UniqueWare Project Setup Software is available from the Dallas Semiconductor FTP Site at

ftp://ftp.dalsemi.com/pub/auto_id, file name "unwsetup.exe."

ORDERING INFORMATION

Memory Size	Family Code	Package	Ordering Part Number
1024 bits (4 pages)	89h	TO-92 package 8-pin 150 mil SOIC pkg. 6-pin TSOC package	DS2502-UNW-pppp DS2502S-UNW-pppp DS2502P-UNW-pppp
16k bits (64 pages)	8Bh	TO-92 package 6-pin TSOC package	DS2505-UNW-pppp DS2505P-UNW-pppp
64k bits (256 pages)	8Fh	PR-35 package 8-pin 208 mil SOIC pkg.	DS2506-UNW-pppp DS2506S-UNW-pppp

pppp stands for the Project ID assigned to each individual data pattern at the time of the first order.

Sample UniqueWare Data Structures

SAMPLE 1: ETHERNET NODE ADDRESS Figure 1a

(unused)	CRC16		Company ID Value		Extension ID Value		Project ID		Length
	MSB	LSB	MSB	LSB	MSB	LSB	MSB	LSB	
19 bytes FFH	2 bytes		3 bytes constant assigned by IEEE		3 bytes serialization		4 bytes constant		1 byte 0AH

high address

low address

PHYSICAL ADDRESS AND DATA MAPPING Figure 1b

ADDRESS	0C	0B	0A	09	08	07	06	05	04	03	02	01	00
DATA	xx	xx	ch	cm	cl	hh	mm	ll	00	00	pp	pp	0A

xx xx = CRC16, value depends on actual data

ch cm cl = high, medium and low byte of the IEEE assigned "Company ID"

hh mm ll = high, medium and low byte of the "Extension ID" or serialization

pp pp = Project ID assigned by Dallas Semiconductor

SAMPLE 2: EUI-64 FireWire™ NODE ADDRESS Figure 2a

(unused)	CRC16		Company ID Value		Extension ID Value		Project ID		Length
	MSB	LSB	MSB	LSB	MSB	LSB	MSB	LSB	
17 bytes FFH	2 bytes		3 bytes constant assigned by IEEE		5 bytes serialization		4 bytes constant		1 byte 0CH

high address

low address

PHYSICAL ADDRESS AND DATA MAPPING Figure 2b

ADDRESS	0E	0D	0C	0B	0A	09	08	07	06	05	04	03	02	01	00
DATA	xx	xx	ch	cm	cl	hh	hm	mm	ml	ll	00	00	pp	pp	0C

xx xx = CRC16, value depends on actual data

ch cm cl = high, medium and low byte of the IEEE assigned “Company ID”

hh hm mm ml ll = high, medium and low byte of the “Extension ID” or serialization

pp pp = Project ID assigned by Dallas Semiconductor

FireWire™ is a trademark of Apple Computer, Inc.